


## AAAEA Online Membership Enrolment / Renewal

The process of becoming a member of AAAEA or to renew your membership involves the following steps:

1. Go to AAAEA.ORG



2. Select your Chapter from the list of chapters



3. Click on "Register"



4. Complete the registration form

The image shows the registration form on the AAAEA Capital Area website. The form is titled 'Register' and is located below the navigation menu. It contains several sections of input fields: 'Personal Information' with fields for Username, Email, Password, Password Again, First Name, and Last Name; 'Address & Contacts' with fields for Street, City, State (a dropdown menu), Zip, Home Phone, and Cell Phone; and 'Business Information' with fields for Business Category, Employer, Occupation, Work Phone, Work Email, and Committee (a dropdown menu). A 'REGISTER' button is located at the bottom right of the form.


5. Click on "Login"




6. Provide the user name and password that you just created during the registration process




7. Click on “Pay/Renew my membership fees”



8. Select the membership type that you are paying for and follow the instructions to pay the dues



9. Logout after you complete the process



If you were already registered and would like to renew your membership, you can bypass steps 3 and 4 that are related to the registration.